


Welcome to the BELL Family!



6th Grade Parent Orientation
September 16, 2020

6th Grade Staff Introductions

Principal: Mr. Abbott

Assistant Principal: Ms. Rajwan

School Counselor: Ms. Johnson

Parent Coordinator: Ms. Belcastro

Main Office: Ms. Yagerman

- Mr. Baum: Music
- Mr. Beller: Social Studies
- Ms. Chu: IEP Coordinator & ICT-Math/Science
- Ms. Falco: Art
- Ms. Peck: Science
- Ms. Shepard: Math
- Ms. Wachler: ICT- SS/ELA
- Ms. Yialias: ELA

Office Hours: 1:50-2:10 pm M-F



6th Grade Supplies

ELA

General Supplies

- Headphones (plug in)
- Pens/Pencils
- Pencil Sharpener
- Independent Reading Book

Social Studies

- Marble notebook
- Pocket folder

Math

- Notebook
- TI-30XIIs (scientific) Calculator

Science

- Pocket Folder (preferably green)

- A marble notebook
- Pens: Red, blue, green, black
- Highlighters
- Dry erase whiteboard (11 x 14)
- Dry erase markers (**red, green, blue, black**)
- One pack of large Index Cards (4 x 6 or 5 x 7)
- One pack of Coloring Markers for use on index cards (**red, green, blue, yellow, black**)
- A small pack of construction paper (8½ x 11) that includes the following colors: **red, green, blue, yellow**

Art

- Two 60 sheet Mix media Sketchbook 9x12
- Watercolor pencils Pack of 12 or 24
- Watercolor paint brushes
- Thin markers pack of 10
- Black BallPoint pens
- Pencils
- Erasers

BELL gmail and Google Classroom



- All families will receive an email to the address we have on file with child's BELL Academy email address
- Students need this information for tomorrow's Google Meet (we will be setting up Google Classroom together)
- All Lessons/Assignments/Announcements will be accessed through Google Classroom

Jupiter Ed



- Schoolwide Grading System
- All teachers can be contacted through the messaging system
- Check often to keep up to date with grades and submitted/missing assignments
- *Submitting an assignment on Google Classroom does not automatically mean credit for that assignment in Jupiter.*
- Login information will be forthcoming

Jupiter Ed (continued)

[View Sixth's Grades & Homework](#)

Do not reply

Jupiter Login Information

Our school uses the Jupiter Ed website to help keep you informed about your child's progress. You can login anytime to check your child's current grades, homework, missing assignments, test scores, and report cards, and to contact teachers. It's completely secure, so no one else can see your personal information

To create your account, click the link above to view grades, homework, and other important information. If you are new to Jupiter, it will ask you to choose a password. If you are a parent with multiple children at the school, choose the same password for each child, so you don't need to login separately for each child.

Choose a new password and
type it in both boxes:

If you have other children using Jupiter,
use the same password for each child,
then the top menu will include all your children.

[Save Password](#)

Jupiter Ed (continued)

English ▾

Student Sixth Grader
ID 666666661

Sixth's Email

Sixth's Phone Mobile

You are logged in as a parent/contact:

Your Name

Relation

Email

Mobile Phone Preferred

Home Phone

Work Phone

Stay logged in on this computer

Airy Layout ▾

Blue ▾ Darker

Notifications	Web Msg	Email	Text Msg
Emergency alerts	<input checked="" type="checkbox"/>	<input checked="" type="checkbox"/>	<input type="checkbox"/>
Messages	<input checked="" type="checkbox"/>	<input checked="" type="checkbox"/>	<input type="checkbox"/>
Group discussions	<input checked="" type="checkbox"/>	<input type="checkbox"/>	
Behavior alerts	<input checked="" type="checkbox"/>	<input checked="" type="checkbox"/>	<input type="checkbox"/>
Absences	<input type="checkbox"/>	<input type="checkbox"/>	<input type="checkbox"/>
Grades		<input type="checkbox"/>	<input type="checkbox"/>

Send every ▾

if missing assignments

if total is ▾

always

Text message and data rates may apply.

Jupiter Ed (continued)

Messages

- **Messages** display all notifications and announcements from faculty and administration

To Do

- **To Do** displays all currently due assignments.

Grades

- **Grades** display a listing of all graded and ungraded assignments.

Assignment

- **Assignment** displays all assignments listed on the *To Do*, *Grades*, or *Calendar* screens for students to view and download.

Materials

- **Materials** displays the link containing all course materials uploaded by the instructor.

My Files

- **My Files** allows students to upload assignments electronically that will be deleted after 30 days.

Calendar

- **Calendar** displays all due dates and announcements weekly and monthly.

Attendance

- **Attendance** displays present, absent, or tardy.

Behavior Log

Settings

Video Tour

Logout

Jupiter Ed (continued)

LIBI Test Test
LIBI 2019 ▾

Messages
To Do
Grades
Assignment
Materials
My Files
Calendar
Attendance
Behavior Log
Settings
Video Tour
Logout

Week 13 - Building Your Financial Future Quiz
Week 14 - Protecting Your Identity Quiz

Fall A / Summer B ▾

Casino Gaming Operations BUS107.NYE2 Deborah Lewis	Fall A
Financial Literacy - AE FINLIT-AE.ONLINE Self Paced Online Mr. Agcaian	Fall A
Business Writing - AE Self Paced Online Mr. Agcaian	50.0% F Summer B
Introduction to Computers Linda Buncom	86.9% B Summer B

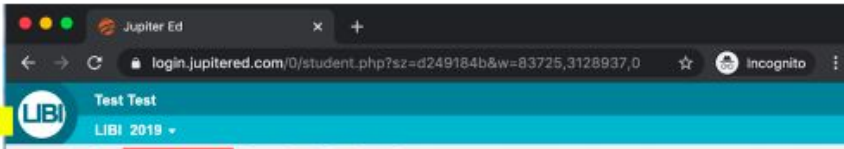
These grades are unofficial and may differ from your transcript.

Once you log in, you can view all your courses

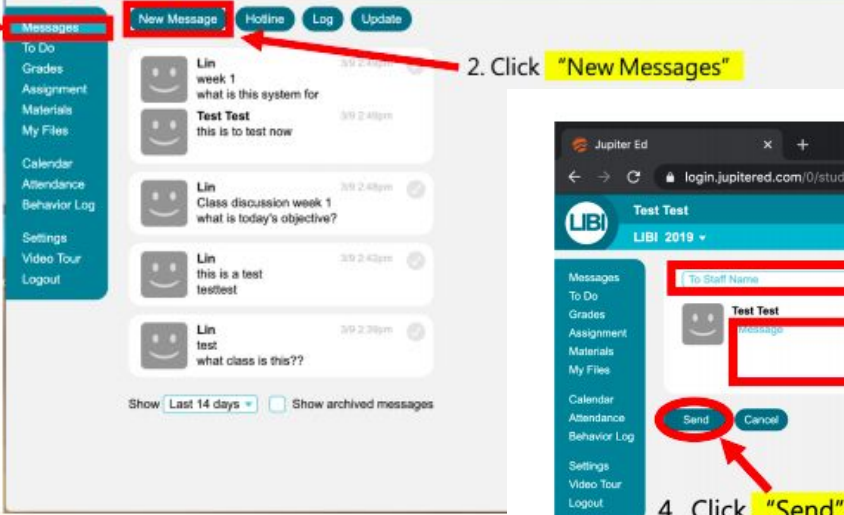
Jupiter Ed (continued)

Messaging allows students to send faculty, administration, and fellow students messages via Jupiter Ed.

1. Click "Messages"

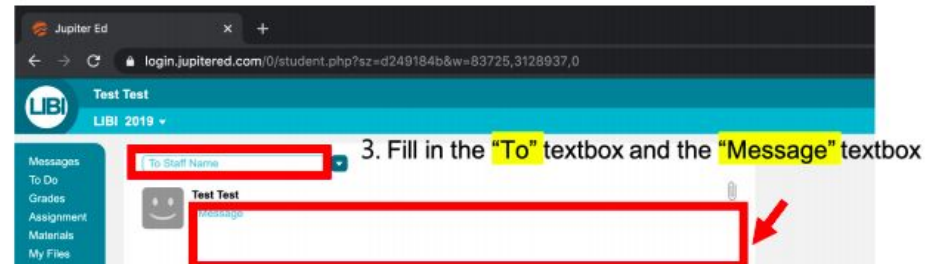


2. Click "New Messages"




The screenshot shows the Jupiter Ed web interface. The browser address bar displays 'login.jupitersed.com/0/student.php?sz=d249184b&w=83725,3128937,0'. The user is logged in as 'Test Test' under 'LIBI 2019'. A sidebar on the left contains navigation options: Messages, To Do, Grades, Assignment, Materials, My Files, Calendar, Attendance, Behavior Log, Settings, Video Tour, and Logout. The 'Messages' option is highlighted with a red box. The main content area shows a list of messages from 'Lin' with various subjects like 'week 1 what is this system for', 'this is to test now', 'Class discussion week 1 what is today's objective?', 'this is a test test/test', and 'test what class is this?'. A 'New Message' button is highlighted with a red box. Below the messages, there are options to 'Show Last 14 days' and 'Show archived messages'.

3. Fill in the "To" textbox and the "Message" textbox



4. Click "Send"



The screenshot shows the Jupiter Ed web interface for composing a message. The browser address bar displays 'login.jupitersed.com/0/student.php?sz=d249184b&w=83725,3128937,0'. The user is logged in as 'Test Test' under 'LIBI 2019'. The 'To' dropdown menu is highlighted with a red box. The 'Message' text area is highlighted with a red box. The 'Send' button is highlighted with a red box. The 'Cancel' button is also visible. The sidebar on the left contains navigation options: Messages, To Do, Grades, Assignment, Materials, My Files, Calendar, Attendance, Behavior Log, Settings, Video Tour, and Logout.

Class Dojo

- Communication tool with families (schoolwide information)
- Behavior tracking for students



Digital Etiquette


Proper Digital Citizenship

Students are expected to:

- “Log on” to Google Classroom in a timely manner.
- Display proper respectful behavior and language during online learning. Student participation and comments should be considerate and mindful of teachers and peers. It is not acceptable to use inappropriate or disrespectful language.
- Actively engage and participate during online discussion or work period application of skills.
- Submit assignments *in a timely manner by the due date*; Late/Incomplete submissions will be scored accordingly.
- Maintain academic integrity, honesty, and authenticity of all work by completing and submitting their own original work in order for proper assessment of skill proficiency.
- Students **may not** copy or plagiarize material/content from the internet or copy the work of their classmates.
 - ★ *Plagiarism/copying/allowing others to copy your work (“academic dishonesty”) are in violation of the NYCDOE Chancellor’s regulations and will result in a failing grade for that assignment.*



WBELL



Staying Safe & Healthy in School...

To ensure safety for all, students...

- Must wear masks correctly at ALL times in school
 - Students may take down mask while eating lunch
 - There will be no talking during lunch to keep yourself and everyone safe (independent work/lesson)
- Must always maintain social distance staying at least 6 feet away from others
- Must sanitize hands before walking into a room
- May not share or exchange masks or school supplies
- Follow the floor plan that is taped on the floor around the building
- Must only go to the bathroom that is assigned to their room
- Will keep jackets and backpacks at their chairs

***Families are strongly encouraged to check their child's temperature each morning and should not send their child to school if they have a fever.**